

ET-CL06

CEILING SPEAKERS

FEATURES

- Extraordinary effect of sound and music reproduction
- Higher sensitivity
- Easy installation
- Strong metal cover in white
- Easy power setting
- Comply with international safety standard



ET-CL06 a type of classic ceiling mounted speaker for normal application. It is a widely used speaker suitable to deliver speech and BGM in shopping malls, offices, hotels, stadiums and hospitals.

It is internally installed with three spring locking clips which can stick into the installation hole on the ceiling (9-25 mm thick ceiling and wall) so as to achieve easy and quick installation. The opening is 150 mm diameter. There are three terminals on the back of the wiring board which is convenient for user to choose the output power based on different occasions.

SPECIFICATIONS

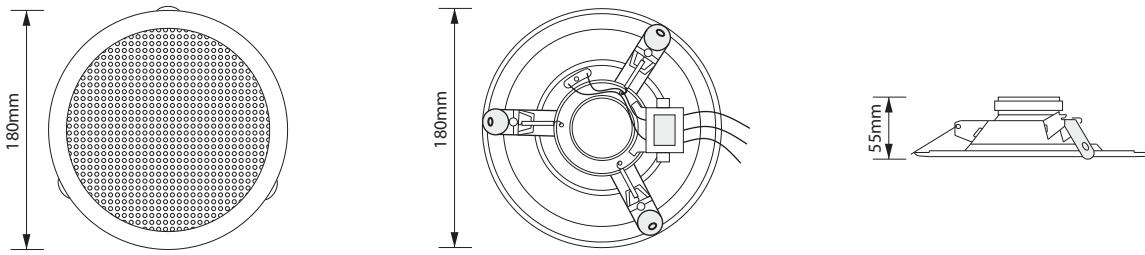
Model	ET-CL06		
Speakers	5"		
Rated Power	6 W		
Input Impedance	1.7 K Ω	3.3 K Ω	6.7 K Ω
Power taps @70V	3 W	1.5 W	0.75 W
Power taps @100V	6 W	3 W	1.5 W
SPL1W \ 1m	88 dB		
SPL1M \ W max	95.8 dB		
Frequency response(effective)	85 Hz~20 KHz		
Dispersion angle	160		
Dimensions	Φ 180 x 55 mm		
Hole cut-out size	Φ 150 mm		
Weight	0.68 Kg		
Material	Metal		
Color	Similar RAL9010		

Ordering information

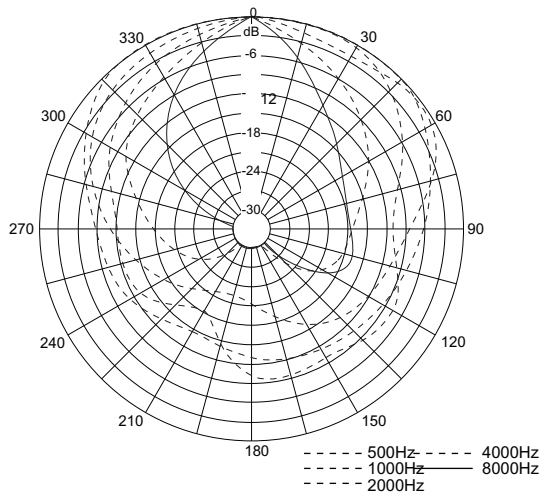
ET-CL06

5", Metal Ceiling Speaker, White

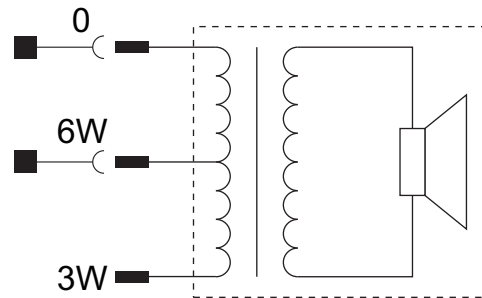
Front and back views



Direction Diagram



Circuit Diagram



Frequency Response at dBspl(20uPa)@1m, 6W/100V input, 1/3 oct smoothing)

